

382-405

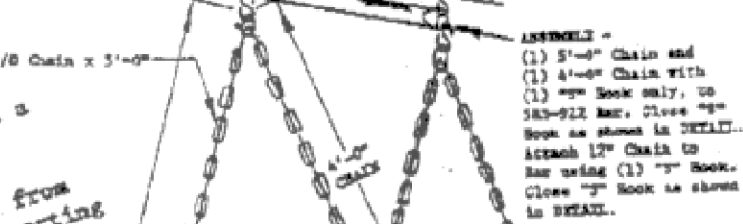
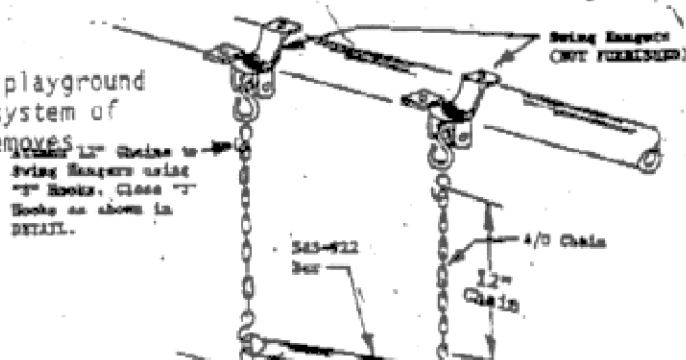
HAMMOCK SWINGSEAT

Revision 1-7-97

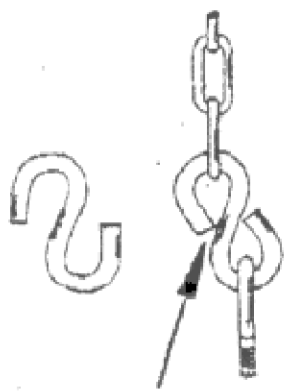
PLEASE RETAIN THIS INSTRUCTION SHEET IN YOUR FILES. IT CONTAINS IMPORTANT MAINTENANCE INSTRUCTIONS, AS WELL AS REPLACEMENT PARTS INFORMATION.

Page 6 of 10

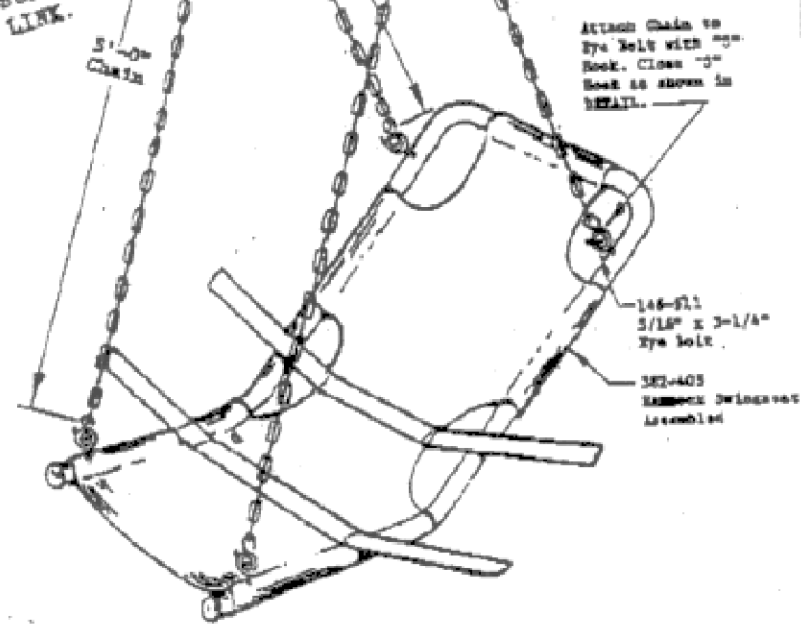
Note: IF the Hammock Swing Seat is to be used in an open park or playground installation, we recommend some system of supervision whereby management removes the seat, or secures it to the nearest support, to prevent unsupervised mis-use of the equipment.



NOTE:
When HAMMOCK SWINGSEAT is hung from a top swing rail (9'-0" from ground) SEAT surface should be 16" to 18" from the ground. Higher distances from the ground can be obtained, by inserting "S" Hooks into a different CHAIN LINK.



CLOSE ALL "S" HOOKS



PACKING LIST

- 1 - CTN: 1 - Hardware Bag
- 1 - 382-405 Hammock Swingseat Assembled
- 2 - 4/0 Double Loop Chain (5'-0" Lg.)
- 2 - 4/0 Double Loop Chain (4'-0" Lg.)
- 1 - 583-922 Bar

HARDWARE BAG

- 10 - 583-901 3" "S" Hooks
- 2 - 105-015 1-5/8" Pipe Plugs
- 4 - 146-S11 5/16" x 3-1/4" Eye Bolts
- 4 - 216-501 5/16" Hex Nuts
- 4 - 326-501 5/16" Lock Washers

NOTE: 382-405 Hammock Swingseat Assembled consists of:
(1) 383-945 Frame
(1) 383-946 Cover

SPORTSPRAY EQUIPMENT, INC. © 1987
5642 Natural Bridge, St. Louis, Mo. 63120 (314) 389-4140